

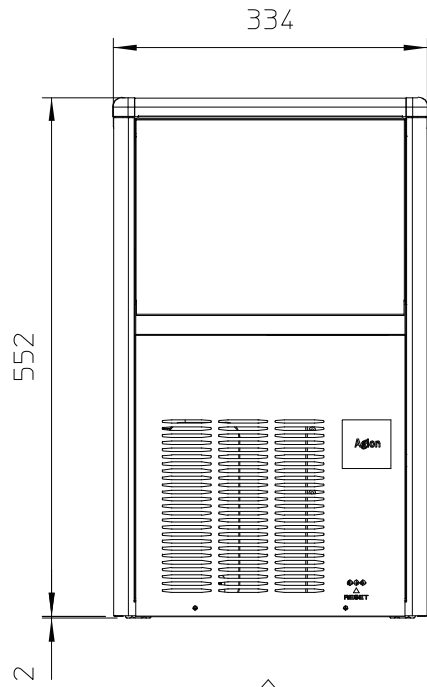


Masszeichnung

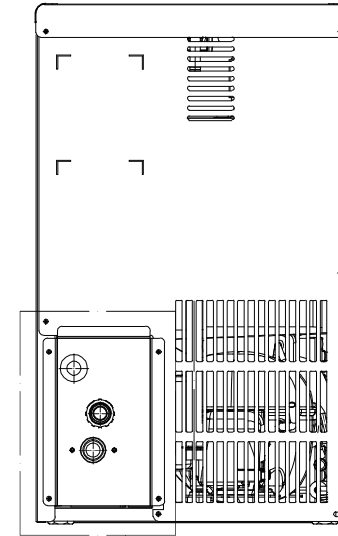
COOL-LINE-Eiswürfelbereiter SDH 18 L

[Art. 41330181063]



AIR FLOW

↑
DRAINAGE PER GRAVITY



- 1. 7/8" Water Outlet
- 2. 3/4" Gas Water Inlet
- 3. Cord Set

