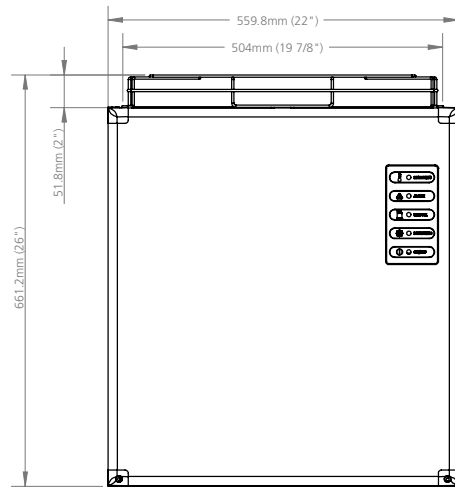
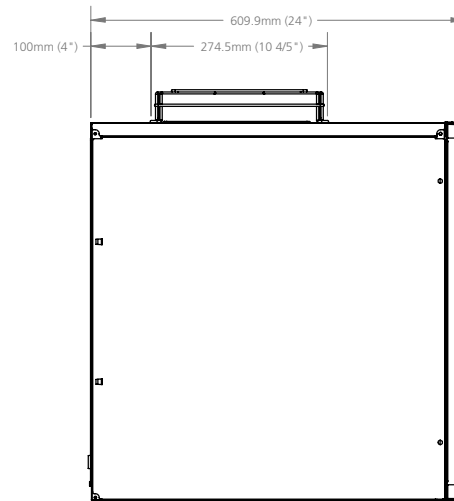
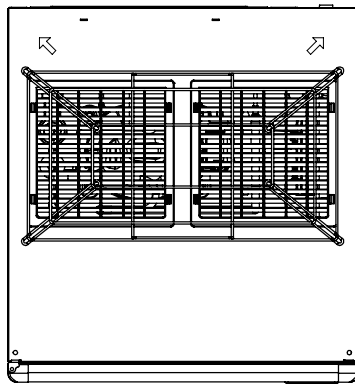


Masszeichnung Eiswürfelbereiter SVH 152

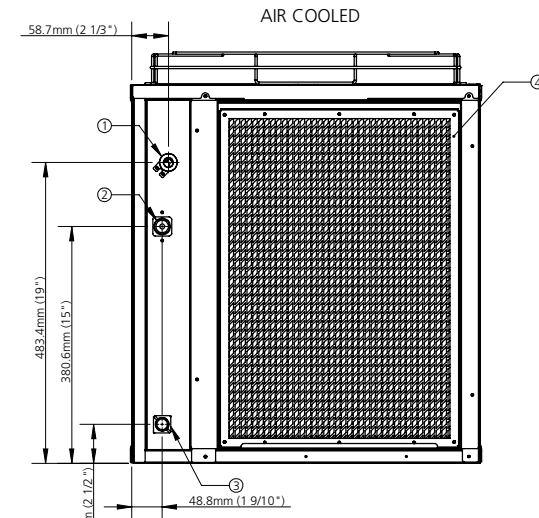
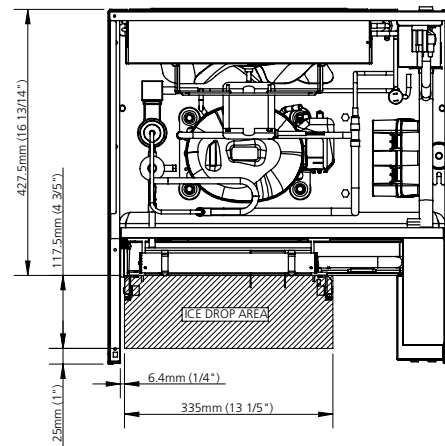


AIR FLOW



UNIT OF MEASUREMENT: mm (inch)

1. POWER CORD 220V 50Hz;
2. 3/4" GAS-WATER INLET ;
3. 13/16" OD - WATER OUTLET;
4. AIR INLET / AIR FILTER;
5. 3/4" GAS-WATER OUTLET, WATER COOLED UNIT ONLY;
6. 3/4" GAS-WATER INLE , WATER COOLED UNIT ONLY.



AIR COOLED

WATER COOLED

